

MICROSOFT TEAMS



Microsoft teams is available to download for free on:



[Android](#)



[iOS](#)



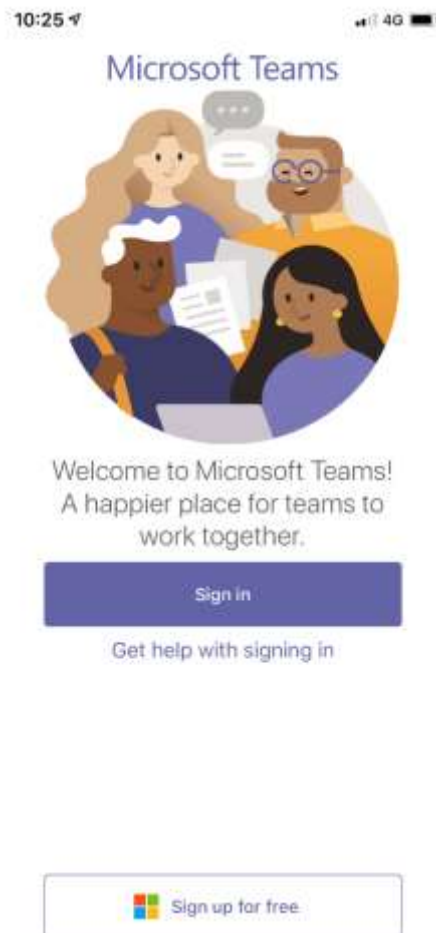
[Windows](#)



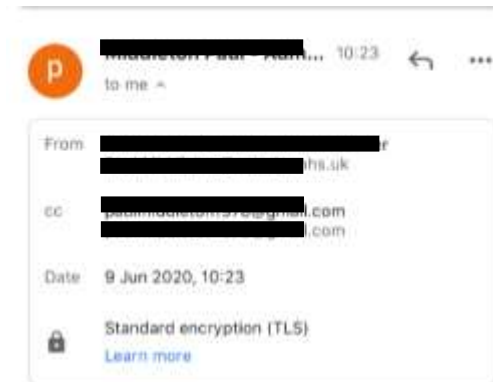
MICROSOFT TEAMS



Once you have downloaded the app on your chosen device, you will need to Sign up/Sign in using your email address



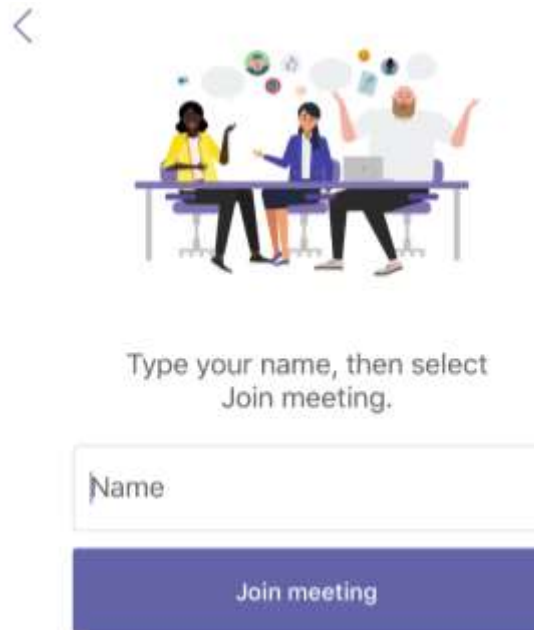
We will send you an email with the details of your review and on the date/time you need to click the link (circled below) to join the meeting.



MICROSOFT TEAMS



Once you have clicked the link it will take you to the lobby where you will join the clinician for your review appointment. First it will ask you to enter your name to join. If you are joining from your mobile you should be automatically be able to use the video functionality. If you are joining from your laptop/computer providing you have an inbuilt camera you should be able to join from there also



You will then see a screen like the one below where the clinician will let you join the meeting and your appointment will begin.

